

Vol. 72, No. 3/4

CHROMATOGRAPHIA

An International Journal for Rapid Communication in Chromatography, Electrophoresis, and Associated Techniques

August 10

CHRGB7 201-372 (2010)

Scientific Editors

T. A. Berger
Englewood, FL, USA
H. Lingeman
Amsterdam, The Netherlands
G. Massolini
Pavia, Italy
G. K. E. Scriba
Jena, Germany
R. M. Smith
Loughborough, UK

Technical Editors

E. R. Adlard
Burton, UK
K. D. Altria
Harlow, UK
S. Brandt
Liverpool, UK
I. W. Davies
Cambridge, UK

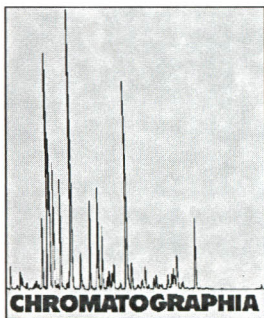
Publisher

R. Birkelbach
Wiesbaden
Germany



www.chromatographia.com

CHROMATOGRAPHIA



Contents

Vol. 72, 2010, August (No. 3/4)

Editorial

- Leslie Stephen Ettre 1922–2010 201
T. Adlard

Historical Paper

- A Short Note on the History of Chromatography at the University of Tartu, Estonia 203
J.-F. Gal

Originals

Column Liquid Chromatography

- New Thiophilic Adsorbent for the Purification of Insulin and Immunoglobulins G 205
H. Lakhiari, A. Boukir, D. Muller

- An Improved Ion-Pair Reversed Phase LC Method for Analysis of Major Impurities of Phosphorothioate Oligonucleotide Cantide 215
Shu Li, Dan-Dan Lu, Yu-Lin Zhang, Sheng-Qi Wang

- A Simple Method for Determination of Homologue Imidazolium Cations in Ionic Liquids Using IC with Direct Conductivity Detection 225
Hong Yu, Shuang Zhou, Wei Gao, Qian Chen

- Determination of Methadone in Biological Samples Using Liquid Phase Microextraction with Back Extraction Combined with LC 231
H. Ebrahimzadeh, E. Khezri, F. Kamarei

- LC-MS-MS Simultaneous Determination of L-Dopa and Its Prodrug L-Dopa *n*-Pentyl Ester Hydrochloride in Rat Plasma 239
Li Lv, Weizhe Jiang, Songyu Zhou, Xingzhen Huang, Xiaoxia Shi, Cong Lv, Lingling Wu, Chongyao Xu

- LC-MS-MS Simultaneous Determination of Niacin, Niacinamide and Nicotinic Acid in Human Plasma and Its Application to a Human Pharmacokinetic Study 245
Yu Wang, Min Song, Taijun Hang, Aidong Wen, Lin Yang

- LC-MS-MS Separation and Simultaneous Determination of Tolterodine and Its Active Metabolite, 5-Hydroxymethyl Tolterodine in Human Plasma 255
M. Yadav, V. Upadhyay, V. Chauhan, G. Solanki, A. Jani, G. A. Baxi, P. Singhal, P. S. Shrivastav

- Rapid Analysis of 27 Components of *Isodon serra* by LC-ESI-MS-MS 265
Pengwei Liu, Yingfeng Du, Xiaowei Zhang, Xiaona Sheng, Xiaowei Shi, Chengcheng Zhao, Hong Zhu, Na Wang, Qiao Wang, Lantong Zhang

- Differentiation of *Lippia gracilis* Schauer Genotypes by LC Fingerprint and Chemometrics Analyses 275
S. V. F. Gomes, A. D. C. Santos, V. R. S. Moraes, L. R. R. Martins, M. D. Viana, A. F. Blank, E. R. Pereira-Filho, Q. B. Cass, P. C. L. Nogueira, P. B. Alves

- LC Determination of the Skin Exposure to Oxamyl on Greenhouse Workers and Comparison Between DAD and MS-MS Detection 281
L. Caporossi, G. Tranfo, E. Paci, M. De Rosa, S. Capanna, F. Tidei, B. Papaleo

Electrophoresis

- Investigation of the Enantioseparation of Basic Drugs with Erythromycin Lactobionate as a Chiral Selector in CE 289
Guangfu Xu, Yingxiang Du, Bin Chen, Jiaquan Chen

Gas Chromatography

- Validation of an Analytical Biomarker Approach for the Detection of Nandrolone Abuse in the Porcine 297
J. P. Searth, A. Clarke, J. Hands, P. Teale, A. C. Mill, R. Macarthur, J. Kay, H. De Brabander

Full Short Communications

Column Liquid Chromatography

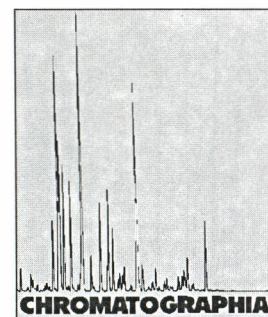
- LC Analysis of Hexafluorophosphate on a Monolithic Column: Application to the Analysis of Ionic Liquids 307
Ling Yang, Hong Yu, Siwen Li, Shuang Zhou

- Retention Behavior of Purine-Like Compounds on Titania and the Effect of Organic Modifiers Content in the Mobile Phase 313
M. Ozawa, K. Tani, M. Tachibana, H. Koizumi, N. Kiba

- Separation of Tocopherol Acetate Isomers on Porous Graphitic Carbon 317
S. D. Paisley

Contents

Vol. 72, 2010, August (No. 3/4)



	Determination of Alendronate Sodium by Box-Behnken Statistical Design S. Sultana, S. Talegaonkar, G. Mittal, A. Bhatnagar, F. J. Ahmad	321
	LC Simultaneous Determination of Thioctic Acid, Benfotiamine and Cyanocobalamin in Thioctic Compound Capsules H. Salem	327
	Rapid Extraction of Imidacloprid in Tomatoes by Ultrasonic Dispersion Liquid-Liquid Microextraction Coupled with LC Determination Fengxia Qiao, Xiguo Zhang, Mengge Wang, Yongsheng Kang	331
<i>Electrophoresis</i>	Highly Sensitive Chemiluminescence Detection of Norfloxacin and Ciprofloxacin in CE and Its Applications Yan-Ming Liu, Lin Mei, Hai-Yan Yue, Yan-Mei Shi, Li-Juan Liu	337
<i>Gas Chromatography</i>	An LC and GC Study of a New Phenylidiazene Liquid Crystal B. Saïdat, M. H. Guermouche, J.-P. Bayle	343
	Microwave Turbo Hydrodistillation for Rapid Extraction of the Essential Oil from <i>Schinus terebinthifolius</i> Raddi Berries S. Périno-Issartier, M. Abert-Vian, E. Petitcolas, F. Chemat	347
	DLLME Combined with GC-MS for the Determination of Methylparaben, Ethylparaben, Propylparaben and Butylparaben in Beverage Samples Yi Han, Xiaoyu Jia, Xinli Liu, Taicheng Duan, Hangting Chen	351
Limited Short Communications		
<i>Column Liquid Chromatography</i>	Ion-Pair LC-UV Method for the Determination of Boanmycin in Mouse Plasma and Its Application to a Pharmacokinetic Study Yu Liu, Sun Dong Yoo, Liang Fang, Xin Jin, Li Li, Tiefu Li	357
	Determination of Thymol and Phenol in Honey by LC with Electrochemical Detection Hui Gao, Wei Cao, Yan Liang, Ni Cheng, Bi-Ni Wang, Jian-Bin Zheng	361
<i>Gas Chromatography</i>	Simultaneous Determination of Melamine and Clenbuterol in Animal Feeds by GC-MS Li Zhao, Jian Zhao, Wei-Guo Huangfu, Yin-Liang Wu	365
Book Reviews		
	Chromatography: Concepts and Contrasts; J. M. Miller C. F. Poole	369
	Ion Chromatography; J. S. Fritz, D. T. Gjerde C. F. Poole	371
Calendar of Events		A7
Instructions to Authors		A9

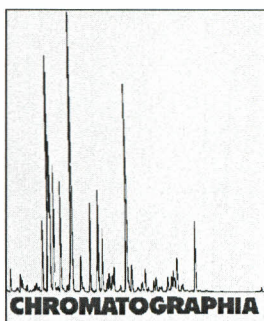
Purchasing Information. Einkaufsnachweis

Chromatographs Liquid

Chromatography, HPLC-Systems

Detectors for Liquid

Wissenschaftlicher Gerätebau
Dr.-Ing. H. Knauer GmbH
 Hegauer Weg 38
 D-14163 Berlin
 Tel. 030 / 809 727-0
 Fax 030 / 801 50 10



Vol. 72, 2010, August (No. 3/4)

Chromatographia was founded by R. E. Kaiser in 1968.

Publisher

Vieweg + Teubner Verlag | Springer Fachmedien Wiesbaden GmbH, Abraham-Lincoln-Straße 46 | 65189 Wiesbaden, Amtsgericht Wiesbaden, HRB 9754, USt-IdNr. DE811148419, Managing Directors: Dr. Ralf Birkelbach (Vors.) | Armin Gross | Albrecht F. Schirmacher

Editorial office e-mail: chromatographia@viewegteubner.de; webpage: <http://www.chromatographia.com>

Advertising Representatives

Inquiries concerning advertising should be addressed to Bianca Matzek, Tel. +49 (0)611 7878-321;

Fax +49 (0)611 7878-430; e-mail: bianca.matzek@springer.com

Inquiries in USA: Trade Media International, 424 Madison Avenue, New York, NY 10017, USA; Tel. (212)421-1229.

Distributors

Vieweg + Teubner Verlag | Springer Fachmedien Wiesbaden GmbH, 65173 Wiesbaden, Germany;

e-mail: vieweg@abo-service.info

Distributions in the USA

North and South America. Please ask for the appropriate price list in US \$. Please mail orders and inquiries to: Springer New York, Inc., Journal Fulfillment, P.O. Box 2485, Secaucus, NJ 07096-2485, USA, Tel. 1-800-SPRINGER (777-4643) or +1-212-4601500; Fax +1-201-3484505; e-mail: journals-ny@springer.com

Subscriptions

Chromatographia is published monthly. Up to three volumes may be published per year.

Vols. 71, 72, Supplements (2010)

EUR 1989.72 excl. VAT; EUR 2387.66 excl. VAT

USD 2763.00 (basic net); USD 3315.60 (enhanced net)

Prices do not include postage. Subscriptions are renewed automatically for one year unless notice to terminate the subscription is given three months before the end of the current year.

Submission of Papers

Online submission: <http://www.editorialmanager.com/chro/>. For papers intended for review-type articles, an outline of the proposed article should first be forwarded to the Editorial Office Manager for preliminary discussion, prior to preparation. For general information on the rules concerning style and format of manuscripts please refer to "Instructions to Authors" in every issue or on CHROMATOGRAPHIA's website www.chromatographia.com

Copyright

On publication of a manuscript the exclusive copyright for every language and country passes over to the Publisher. In the USA permission to photocopy for internal or personal use or the internal or personal use of specific clients is granted by the Publisher for libraries and other users registered with the Copyright Clearance Center (CCC), provided that the stated fee per copy is paid directly to the CCC, 21 Congress Street, Salem, MA 01970. Special requests should be addressed to the Publisher.

Trademarks

The use of general descriptive names, trade names, trademarks, etc., in the publication, even if the former are not especially identified, is not to be taken as a sign that such names, as understood by the Trade Marks and Merchandise Marks Act, may accordingly be used freely by anyone.

Liability

Whilst every effort is made by the publisher and editorial board to see that no inaccurate or misleading data, opinion or statement appears in this journal, they wish to make it clear that the data and opinions appearing in the articles and advertisements herein are the sole responsibility of the contributor or advertiser concerned. Accordingly, the publishers, the editorial board and editors and their respective employees, officers and agents accept no responsibility or liability whatsoever for the consequences of any such inaccurate or misleading data, opinion or statement. The views expressed in the journal's book review section are those of the individual over whose name they appear and the Publishers do not necessarily agree with any of the opinions expressed.

© Vieweg + Teubner Verlag | Springer Fachmedien Wiesbaden GmbH, Wiesbaden 2010

Vieweg + Teubner Verlag is a brand of Springer Fachmedien. Springer Fachmedien is part of Springer Science + Business Media.

Typesetting: Scientific Publishing Services (P) Ltd, Chennai, India.

Printing and Binding: Stürtz GmbH, Würzburg

Printed on acid-free paper. Printed in Germany

ISSN 0009-5893 (print edition); ISSN 1612-1112 (electronic edition)

Chromatogram on front page: Gas chromatographic separation of gasoline hydrocarbons (selected section of chromatogram) with glass capillary column.